



31200 MODULE

INSTALLATION GUIDE

— 1992-2003 —


CELECT/CELECT PLUS N14
CUMMINS ENGINES

UP TO 30% HP GAIN
10-20% FUEL SAVINGS



AGDIESELSOLUTIONS.COM

YouTube



**For Tech Support Please Call
812-618-9168**

PSI Power recommends removing the Ag Diesel Solutions module before any warranty work is performed on the piece of equipment the module is installed on.

- Adjustable on the fly**
- Position 1- Stock (counter clockwise)**
 - Position 2- Low- up to 10%**
 - Position 3- Medium- Up to 20%**
 - Position 4- High- Up to 30%**
- Position 1- Switch far left
Position 4- Switch far right




Module switch can be ran inside the cab for easy performance adjustment. Module switch can be secured in engine bay if desired. Module will default to HIGH setting if switch is not connected

NOT FOR USE IN CALIFORNIA
MODULE DOES NOT BYPASS, DELETE, OR DEFEAT ANY EMISION CONTROL SYSTEMS
*If installation assistnace is needed, Ag Diesel Solutions is not responsible for any cost associated with third party installation.


N14 Engine Installation Instructions

- 1) Locate the 6 Injector Plugs on the driver's side of the engine head and disconnect all 6.

Note: Push the locking tab to release each of the connectors. Be careful when removing as damage to the connector or housing is possible. A long flat head screwdriver may be needed to press the locking tab on the connector behind the air intake.



- 2) Route the harness as shown below. The harness will need to route behind the air intake. The Power and Ground terminals will connect to the alternator.




- 3) The Injector plug located at the end of the module harness (closest to the MAP Sensor Plug), will connect to the stock Injector Plug located on the transmission side of the engine. Connect the stock injector plug into the male plug on the new harness. Connect the female plug from the new harness into the connector on the side of engine head. Do this for the next 5 Injector Plugs.



- 4) Locate and disconnect the stock MAP Sensor.



- 5) Connect the stock female connector into the male connector on the new harness. Connect the female connector from the new harness into the stock MAP sensor.



- 6) Mount the module with the connector on the bottom side, as shown in the picture below. Use the supplied wire ties to mount the module. Keep away from any excessive heat sources.

****Mounting the module as shown will keep moisture from collecting on top of the Module Connector****



***1992-1994 N14
CUMMINS WILL
REQUIRE MAP SENSOR
JUMPERS***



THIS IS A HIGH PERFORMANCE PRODUCT. USE AT YOUR OWN RISK.

Do not use this product until you have carefully read the following agreement. This sets forth the terms and conditions for the use of this product. The installation of this product indicates that the BUYER has read and understands this agreement and accepts its terms and conditions

DISCLAIMER OF WARRANTY AND LIMITATION OF LIABILITY

PSI Power, Inc and its successors, distributors, jobbers, and dealers (hereafter "SELLER") shall in no way be responsible for the product's proper use and service. It is the installer's responsibility to check for proper installation and if in doubt, contact the manufacturer. The SELLER assumes no liability regarding the improper installation or misapplication of its products. BUYER ACKNOWLEDGES IT HAS HAD THE OPPORTUNITY TO FULLY INSPECT THE PRODUCT. ACCORDINGLY, BUYER ACKNOWLEDGES THAT THE PRODUCT IS BEING SOLD IN "AS IS/WHERE IS" CONDITION AND WITH ALL FAULTS. EXCEPT AS OTHERWISE PROVIDED HEREIN, THERE ARE NO EXPRESS WARRANTIES WITH RESPECT TO THE GOODS, AND ALL IMPLIED WARRANTIES, INCLUDING BUT NOT LIMITED TO, IMPLIED WARRANTIES OF FITNESS FOR A PARTICULAR PURPOSE AND MERCHANTABILITY ARE LIKewise HEREBY EXPRESSLY AND FULLY DISCLAIMED. SELLER SHALL NOT BE HELD LIABLE FOR SPECIAL, INDIRECT, INCIDENTAL OR CONSEQUENTIAL DAMAGES OF ANY NATURE WITH RESPECT TO THE PRODUCTS (INCLUDING, WITHOUT LIMITATION, LOST PROFITS, LOST SALES, LOSS OF PRODUCTION, PROPERTY DAMAGE, PERSONAL INJURY OR LOSS OR DAMAGE RESULTING FROM INTERRUPTION OR FAILURE IN OPERATION OF THE PRODUCTS) AND BUYER HEREBY EXPRESSLY WAIVES AND DISCLAIMS ALL SUCH LIABILITY CLAIMS. THE BUYER ACKNOWLEDGES AND AGREES THAT THE DISCLAIMER OF LIABILITY CONTAINED HEREIN IS A MATERIAL TERM OF THE SALE OF THE PRODUCT AND, TO THE FULLEST EXTENT PERMITTED BY LAW, BUYER SHALL DEFEND, INDEMNIFY AND HOLD SELLER HARMLESS FROM ANY AND ALL CLAIMS, DEMANDS, CAUSES OF ACTION, CONTROVERSIES, LIABILITIES, FINES, LOSSES, COSTS AND EXPENSES (INCLUDING, BUT NOT LIMITED TO ATTORNEYS' FEES, EXPERT WITNESS EXPENSES AND LITIGATION EXPENSES) ARISING FROM OR RELATED TO SELLER'S PRODUCTS.

LIMITED 3 YEAR WARRANTY

PSI Power, INC. (hereafter "SELLER") warrants that the product supplied shall conform to SELLER's specifications and shall be free from defects in design, material or workmanship for 3 years to the original BUYER. This warranty shall not be extended, transferred, assigned or varied except by a written instrument signed by SELLER and BUYER. Products that have been returned to SELLER during the warranty period and accompanied by a dated proof of purchase receipt, with shipping and handling paid by the BUYER, and found to be defective in design, material, or workmanship, in SELLER's sole discretion, may be repaired or replaced at SELLER's option and cost. All warranty claims hereunder are subject to approval by SELLER upon examination of the product. If the product is found not to be defective by SELLER, the product may be returned to BUYER at BUYERS cost. Under no circumstances shall the SELLER be liable for any labor charged or travel time incurred in diagnosis for defects, removal, or reinstallation of this product or any other expenses. This warranty is void on any products that show evidence of misapplication, negligence, improper installation, abuse, lack of proper maintenance or alteration from its original design.

IN THE EVENT THAT THE BUYER DOES NOT AGREE WITH THIS AGREEMENT, THE BUYER MAY PROMPTLY RETURN THIS PRODUCT, IN A NEW AND UNUSED CONDITION, IN THE ORIGINAL PACKAGING, WITH A DATED PROOF OF PURCHASE, TO THE PLACE OF PURCHASE WITHIN (30) DAYS FROM THE DATE OF PURCHASE FOR A FULL REFUND. THE INSTALLATION OF THIS PRODUCT INDICATES THAT THE BUYER HAS READ AND UNDERSTANDS THIS AGREEMENT AND ACCEPTS ITS TERMS AND CONDITIONS

Effective 11/1/2022



- UP TO 30% HORSEPOWER INCREASE
- UP TO 10%–20% IN FUEL SAVINGS
- DOES NOT FLASH THE FACTORY ECM
- FIELD TESTED & DYNO PROVEN
- PLUG & PLAY INSTALLATION

Performance Electronics for Agriculture, Forestry, Construction, Pick-Up Trucks, Medium Duty Trucks, RVs, Heavy Duty Semis , and more!



LEARN MORE: AGDIESELSOLUTIONS.COM

