



**INSTALLATION
GUIDE**

Driving Performance. Innovating Solutions.

33000 MODULE

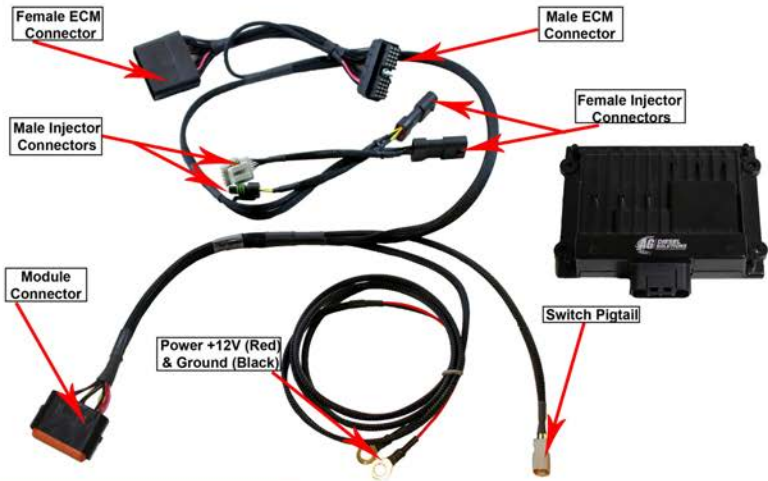
1992-2004

11.1L, 12.7L & 14.0L Detroit Engines

DDEC III & DDEC IV



33000 Module



Module will default to App setting if switch is not connected.

Switch Positions:

- *STOCK
- *LOW, up to 15% HP
- *HIGH, up to 30% HP

Mechanical switch will override use of app settings

OR



Scan to download or search
Ag Diesel Connect
on the App Store or Google Play Store




Module switch can be ran inside the cab for easy performance adjustment.
or the Module switch can be secured in engine bay if desired.

DISCLAIMER

NOT FOR USE IN CALIFORNIA

MODULE DOES NOT BYPASS, DELETE, OR DEFEAT ANY EMISSIONS CONTROL SYSTEMS
If installation assistance is needed, PSI Power is not responsible for any cost associated with third party installation.

TECH SUPPORT
(812) 618-9168



Step 1) Locate the ECM on the driver's side of the engine.
Step 2) Disconnect the stock ECM Harness. It is the largest of the connectors plugged into the ECM.


Note: Use a $\frac{1}{4}$ " socket to unbolt the stock harness



Step 3) Plug the female connector from the harness to the male connector of the stock harness. Tighten the $\frac{1}{4}$ " bolt to secure the connectors.



Step 4) Connect the male harness into the stock female connector located on the ECM. Tighten the ¼” bolt to secure the connector to the ECM



Step 5) Locate the 2 injector connectors next to the ECM engine harness and unplug both connectors.

Note: The plug located closer to the bottom is gray in color. This will connect to the module harness that is wired to the gray connector.



Step 6) Connect the stock gray male injector connector into the module female connector

Note: The correct connector on the module harness is wired to a gray male connector.




Step 7) Connect the gray injector connector into the stock ECM. It will connect in the lower of the 2 plugs on the ECM.



Step 8) Plug the stock black female injector connector into the performance module male injector connector.



Step 9) Connect the module black injector connector into the stock ECM. It will plug into the top ECM connector.



Step 10) Plug the harness into the module. Mount the module with supplied zip ties away from any excessive heat or moving parts.

Note: Zip tie the module to the factory wire harness. Mounting the module with the connector down will help prevent moisture from collecting into the module connector.*

Step 11) Route the power and ground wires to the alternator located on the passenger's side of the engine. Connect the red wire to +12 volts and the black wire to Ground.

THIS IS A HIGH PERFORMANCE PRODUCT. USE AT YOUR OWN RISK.

Do not use this product until you have carefully read the following agreement. This sets forth the terms and conditions for the use of this product. The installation of this product indicates that the BUYER has read and understands this agreement and accepts its terms and conditions

DISCLAIMER OF WARRANTY AND LIMITATION OF LIABILITY

PSI Power, Inc and its successors, distributors, jobbers, and dealers (hereafter "SELLER") shall in no way be responsible for the product's proper use and service. It is the installer's responsibility to check for proper installation and if in doubt, contact the manufacturer. The SELLER assumes no liability regarding the improper installation or misapplication of its products. BUYER ACKNOWLEDGES IT HAS HAD THE OPPORTUNITY TO FULLY INSPECT THE PRODUCT. ACCORDINGLY, BUYER ACKNOWLEDGES THAT THE PRODUCT IS BEING SOLD IN "AS IS/WHERE IS" CONDITION AND WITH ALL FAULTS. EXCEPT AS OTHERWISE PROVIDED HEREIN, THERE ARE NO EXPRESS WARRANTIES WITH RESPECT TO THE GOODS, AND ALL IMPLIED WARRANTIES, INCLUDING BUT NOT LIMITED TO, IMPLIED WARRANTIES OF FITNESS FOR A PARTICULAR PURPOSE AND MERCHANTABILITY ARE LIKEWISE HEREBY EXPRESSLY AND FULLY DISCLAIMED. SELLER SHALL NOT BE HELD LIABLE FOR SPECIAL, INDIRECT, INCIDENTAL OR CONSEQUENTIAL DAMAGES OF ANY NATURE WITH RESPECT TO THE PRODUCTS (INCLUDING, WITHOUT LIMITATION, LOST PROFITS, LOST SALES, LOSS OF PRODUCTION, PROPERTY DAMAGE, PERSONAL INJURY OR LOSS OR DAMAGE RESULTING FROM INTERRUPTION OR FAILURE IN OPERATION OF THE PRODUCTS) AND BUYER HEREBY EXPRESSLY WAIVES AND DISCLAIMS ALL SUCH LIABILITY CLAIMS. THE BUYER ACKNOWLEDGES AND AGREES THAT THE DISCLAIMER OF LIABILITY CONTAINED HEREIN IS A MATERIAL TERM OF THE SALE OF THE PRODUCT AND, TO THE FULLEST EXTENT PERMITTED BY LAW, BUYER SHALL DEFEND, INDEMNIFY AND HOLD SELLER HARMLESS FROM ANY AND ALL CLAIMS, DEMANDS, CAUSES OF ACTION, CONTROVERSIES, LIABILITIES, FINES, LOSSES, COSTS AND EXPENSES (INCLUDING, BUT NOT LIMITED TO ATTORNEY'S FEES, EXPERT WITNESS EXPENSES AND LITIGATION EXPENSES) ARISING FROM OR RELATED TO SELLER'S PRODUCTS.

LIMITED 3 YEAR WARRANTY

PSI Power, INC. (hereafter SELLER) warrants that the product supplied shall conform to SELLER's specifications and shall be free from defects in design, material or workmanship for 3 years to the original BUYER. This warranty shall not be extended, transferred, assigned or varied except by a written instrument signed by SELLER and BUYER. Products that have been returned to SELLER during the warranty period and accompanied by a dated proof of purchase receipt, **with shipping and handling paid by the BUYER**, and found to be defective in design, material, or workmanship, in SELLER's sole discretion, may be repaired or replaced at SELLER's option and cost. All warranty claims hereunder are subject to approval by SELLER upon examination of the product. If the product is found not to be defective by SELLER, the product may be returned to BUYER at BUYER'S cost. Under no circumstances shall the SELLER be liable for any labor charged or travel time incurred in diagnosis for defects, removal, or reinstallation of this product or any other expenses. This warranty is void on any products that show evidence of misapplication, negligence, improper installation, abuse, lack of proper maintenance or alteration from its original design. IN THE EVENT THAT THE BUYER DOES NOT AGREE WITH THIS AGREEMENT, THE BUYER MAY PROMPTLY RETURN THIS PRODUCT, IN A NEW AND UNUSED CONDITION, IN THE ORIGINAL PACKAGING, WITH A DATED PROOF OF PURCHASE, TO THE PLACE OF PURCHASE WITHIN (30) DAYS FROM THE DATE OF PURCHASE FOR A FULL REFUND. **THE INSTALLATION OF THIS PRODUCT INDICATES THAT THE BUYER HAS READ AND UNDERSTANDS THIS AGREEMENT AND ACCEPTS ITS TERMS AND CONDITIONS.**

TERMS AND CONDITIONS Effective 11/1/2022