

AG **DIESEL SOLUTIONS**
FARM SMART. FARM EFFICIENT.

**TRUCK
EDITION
HEAVY-DUTY**

54200 MODULE INSTALLATION GUIDE

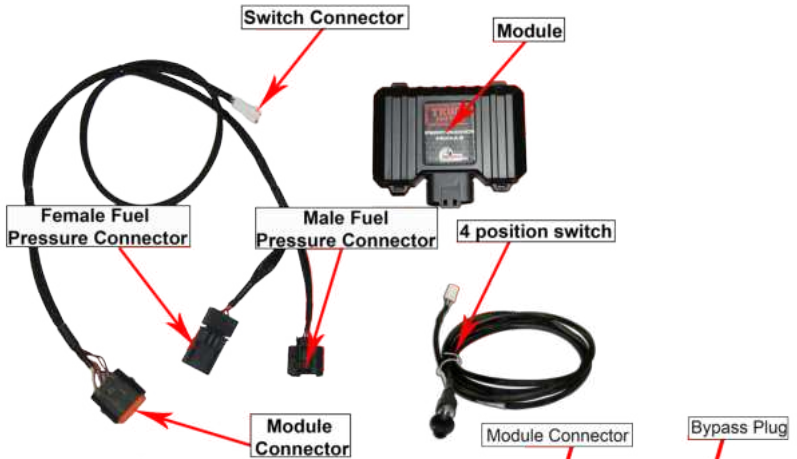
— 2014–2023 —
SPRINTER VAN WITH 3.0L &
2.1L MERCEDES ENGINES

**UP TO 30% GAIN
10% MPG FUEL SAVINGS**




AGDIESELSOLUTIONS.COM

You Tube **f**



A bypass plug is included with the module for potential troubleshooting. Install bypass plug in module connector to return vehicle to stock functionality if needed



Make sure to push completely together until connector snaps when using bypass plug.

For Tech Support Please Call 812-618-9168

PSI Power recommends removing the Ag Diesel Solutions module before any warranty work is performed on the piece of equipment the module is installed on.

Adjustable on the fly

Position 1- Stock (counter clockwise)

Position 2- Low- up to 10%

Position 3- Medium- Up to 20%

Position 4- High- Up to 30%

Position 1- Switch far left

Position 4- Switch far right




Module switch can be ran inside the cab for easy performance adjustment. Module switch can be secured in engine bay if desired. Module will default to HIGH setting if switch is not connected

NOT FOR USE IN CALIFORNIA

MODULE DOES NOT BYPASS, DELETE, OR DEFEAT ANY EMISISON CONTROL SYSTEMS

*If installation assistnace is needed, Ag Diesel Solutions is not responsible for any cost associated with third party installation.

2014-2023 Mercedes Engine Installations Instructions



- 1) Remove the plastic air intake box from center of engine. Unplug two connectors attached to intake box. Release the band clamp connecting to the intake tube and detach the intake air box from rubber grommets.



- 2) With the intake air box removed, locate the fuel pressure sensor at the upper left side of the engine.



- 3) Unplug the stock fuel pressure sensor connector from the fuel pressure sensor.




- 4) Plug male Truck Edition fuel pressure connector into the factory fuel pressure sensor. Apply even pressure until connector clicks into place.



- 5) Plug male stock fuel pressure sensor connector into female Truck Edition fuel pressure connector.

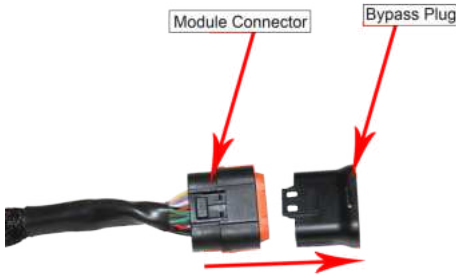
- 6) Route Switch through firewall and plug into module.



Connected Module
Switch Harness

- 7) Remove the bypass plug from the Ag Diesel Solutions harness, and plug the harness into the module.

Note: Keep the bypass plug for potential troubleshooting.



- 8) Mount the module in a safe location using the zip ties to secure the wires and module away from extreme heat and moving parts.

Note: Mounting the module with the connector down will help prevent moisture from collecting into the module connector.



THIS IS A HIGH PERFORMANCE PRODUCT. USE AT YOUR OWN RISK.

Do not use this product until you have carefully read the following agreement. This sets forth the terms and conditions for the use of this product. The installation of this product indicates that the BUYER has read and understands this agreement and accepts its terms and conditions

DISCLAIMER OF WARRANTY AND LIMITATION OF LIABILITY

PSI Power, Inc and its successors, distributors, jobbers, and dealers (hereafter "SELLER") shall in no way be responsible for the product's proper use and service. It is the installer's responsibility to check for proper installation and if in doubt, contact the manufacturer. The SELLER assumes no liability regarding the improper installation or misapplication of its products. BUYER ACKNOWLEDGES IT HAS HAD THE OPPORTUNITY TO FULLY INSPECT THE PRODUCT. ACCORDINGLY, BUYER ACKNOWLEDGES THAT THE PRODUCT IS BEING SOLD IN "AS IS/WHERE IS" CONDITION AND WITH ALL FAULTS. EXCEPT AS OTHERWISE PROVIDED HEREIN, THERE ARE NO EXPRESS WARRANTIES WITH RESPECT TO THE GOODS, AND ALL IMPLIED WARRANTIES, INCLUDING BUT NOT LIMITED TO, IMPLIED WARRANTIES OF FITNESS FOR A PARTICULAR PURPOSE AND MERCHANTABILITY ARE LIKEWISE HEREBY EXPRESSLY AND FULLY DISCLAIMED. SELLER SHALL NOT BE HELD LIABLE FOR SPECIAL, INDIRECT, INCIDENTAL OR CONSEQUENTIAL DAMAGES OF ANY NATURE WITH RESPECT TO THE PRODUCTS (INCLUDING, WITHOUT LIMITATION, LOST PROFITS, LOST SALES, LOSS OF PRODUCTION, PROPERTY DAMAGE, PERSONAL INJURY OR LOSS OR DAMAGE RESULTING FROM INTERRUPTION OR FAILURE IN OPERATION OF THE PRODUCTS) AND BUYER HEREBY EXPRESSLY WAIVES AND DISCLAIMS ALL SUCH LIABILITY CLAIMS. THE BUYER ACKNOWLEDGES AND AGREES THAT THE DISCLAIMER OF LIABILITY CONTAINED HEREIN IS A MATERIAL TERM OF THE SALE OF THE PRODUCT AND, TO THE FULLEST EXTENT PERMITTED BY LAW, BUYER SHALL DEFEND, INDEMNIFY AND HOLD SELLER HARMLESS FROM ANY AND ALL CLAIMS, DEMANDS, CAUSES OF ACTION, CONTROVERSIES, LIABILITIES, FINES, LOSSES, COSTS AND EXPENSES (INCLUDING, BUT NOT LIMITED TO ATTORNEYS' FEES, EXPERT WITNESS EXPENSES AND LITIGATION EXPENSES) ARISING FROM OR RELATED TO SELLER'S PRODUCTS.

LIMITED 3 YEAR WARRANTY

PSI Power, INC. (hereafter "SELLER") warrants that the product supplied shall conform to SELLER's specifications and shall be free from defects in design, material or workmanship for 3 years to the original BUYER. This warranty shall not be extended, transferred, assigned or varied except by a written instrument signed by SELLER and BUYER. Products that have been returned to SELLER during the warranty period and accompanied by a dated proof of purchase receipt, with shipping and handling paid by the BUYER, and found to be defective in design, material, or workmanship, in SELLER's sole discretion, may be repaired or replaced at SELLER's option and cost. All warranty claims hereunder are subject to approval by SELLER upon examination of the product. If the product is found not to be defective by SELLER, the product may be returned to BUYER at BUYERS cost. Under no circumstances shall the SELLER be liable for any labor charged or travel time incurred in diagnosis for defects, removal, or reinstallation of this product or any other expenses. This warranty is void on any products that show evidence of misapplication, negligence, improper installation, abuse, lack of proper maintenance or alteration from its original design.

IN THE EVENT THAT THE BUYER DOES NOT AGREE WITH THIS AGREEMENT, THE BUYER MAY PROMPTLY RETURN THIS PRODUCT, IN A NEW AND UNUSED CONDITION, IN THE ORIGINAL PACKAGING, WITH A DATED PROOF OF PURCHASE, TO THE PLACE OF PURCHASE WITHIN (30) DAYS FROM THE DATE OF PURCHASE FOR A FULL REFUND. THE INSTALLATION OF THIS PRODUCT INDICATES THAT THE BUYER HAS READ AND UNDERSTANDS THIS AGREEMENT AND ACCEPTS ITS TERMS AND CONDITIONS

Effective 11/1/2022



- UP TO 30% HORSEPOWER INCREASE
- UP TO 10%–20% IN FUEL SAVINGS
- DOES NOT FLASH THE FACTORY ECM
- FIELD TESTED & DYNO PROVEN
- PLUG & PLAY INSTALLATION

Performance Electronics for Agriculture, Forestry, Construction, Pick-Up Trucks, Medium Duty Trucks, RVs, Heavy Duty Semis , and more!



LEARN MORE: AGDIESELSOLUTIONS.COM

