



**INSTALLATION
GUIDE**


Driving Performance. Innovating Solutions.

61000 MODULE

**2001-2004 GM
6.6L DURAMAX ENGINES**



61000 Module



A bypass plug is included with the module for potential troubleshooting.

Install bypass plug in module connector to return equipment to stock functionality if needed

Module will default to HIGH setting if switch is not connected.

Switch Positions:

- *STOCK
- *LOW, up to 30 HP
- *MEDIUM, up to 60 HP
- *HIGH, up to 90 HP



Module switch can be ran inside the cab for easy performance adjustment.
or the Module switch can be secured in engine bay if desired.

DISCLAIMER

NOT FOR USE IN CALIFORNIA

MODULE DOES NOT BYPASS, DELETE, OR DEFEAT ANY EMISSIONS CONTROL SYSTEMS
If installation assistance is needed, PSI Power is not responsible for any cost associated with third party installation.

TECH SUPPORT

(812) 618-9168


MAP/Boost Sensor

Fuel Pressure
Sensor / IAP
(Underneath
boost tube)



Step 1) Locate Fuel System on Driver's side of Engine.

Fuel Pressure Sensor



Step 2) Locate Fuel Pressure sensor as shown in Picture.

Step 3) Unplug fuel pressure sensor.

Step 4) Plug Female Connector from module into Fuel Pressure Sensor.

Female connector from module plugged into Fuel Pressure Sensor



Stock Duramax connector plugged into male module connector

Note: Fuel Pressure connectors are located closest to the Performance Module

Step 5) Connect the Stock Duramax connector to the Male Connector from the module.


Note: Make sure to push completely together until the connector snaps.

Step 6) Locate the Map sensor on the Intake Manifold on the driver's side of the engine.



Step 7) Unplug the MAP sensor and Plug in the Female plug from the module into the sensor.

Stock Duramax MAP sensor connected to the male MAP sensor plug on the module harness




Female plug from module plugged into sensor


Note: Map/Boost connectors are located at the end of the Performance module harness

Step 8) Plug the Stock Duramax MAP sensor connector into the Male Map sensor plug on the module harness.

Connect module switch harness



Step 9) Route Switch through firewall and plug into module as shown below.



Step 10) Remove the bypass plug from the Ag Diesel Solutions harness, and plug the harness into the module.

Note: Keep the bypass plug for potential troubleshooting.



Step 11) Mount the module box in a safe location using the zip ties to secure the wires and module away from any extreme heat and moving parts.

THIS IS A HIGH PERFORMANCE PRODUCT. USE AT YOUR OWN RISK.

Do not use this product until you have carefully read the following agreement. This sets forth the terms and conditions for the use of this product. The installation of this product indicates that the BUYER has read and understands this agreement and accepts its terms and conditions

DISCLAIMER OF WARRANTY AND LIMITATION OF LIABILITY

PSI Power, Inc and its successors, distributors, jobbers, and dealers (hereafter "SELLER") shall in no way be responsible for the product's proper use and service. It is the installer's responsibility to check for proper installation and if in doubt, contact the manufacturer. The SELLER assumes no liability regarding the improper installation or misapplication of its products. BUYER ACKNOWLEDGES IT HAS HAD THE OPPORTUNITY TO FULLY INSPECT THE PRODUCT. ACCORDINGLY, BUYER ACKNOWLEDGES THAT THE PRODUCT IS BEING SOLD IN "AS IS/WHERE IS" CONDITION AND WITH ALL FAULTS. EXCEPT AS OTHERWISE PROVIDED HEREIN, THERE ARE NO EXPRESS WARRANTIES WITH RESPECT TO THE GOODS, AND ALL IMPLIED WARRANTIES, INCLUDING BUT NOT LIMITED TO, IMPLIED WARRANTIES OF FITNESS FOR A PARTICULAR PURPOSE AND MERCHANTABILITY ARE LIKEWISE HEREBY EXPRESSLY AND FULLY DISCLAIMED. SELLER SHALL NOT BE HELD LIABLE FOR SPECIAL, INDIRECT, INCIDENTAL OR CONSEQUENTIAL DAMAGES OF ANY NATURE WITH RESPECT TO THE PRODUCTS (INCLUDING, WITHOUT LIMITATION, LOST PROFITS, LOST SALES, LOSS OF PRODUCTION, PROPERTY DAMAGE, PERSONAL INJURY OR LOSS OR DAMAGE RESULTING FROM INTERRUPTION OR FAILURE IN OPERATION OF THE PRODUCTS) AND BUYER HEREBY EXPRESSLY WAIVES AND DISCLAIMS ALL SUCH LIABILITY CLAIMS. THE BUYER ACKNOWLEDGES AND AGREES THAT THE DISCLAIMER OF LIABILITY CONTAINED HEREIN IS A MATERIAL TERM OF THE SALE OF THE PRODUCT AND, TO THE FULLEST EXTENT PERMITTED BY LAW, BUYER SHALL DEFEND, INDEMNIFY AND HOLD SELLER HARMLESS FROM ANY AND ALL CLAIMS, DEMANDS, CAUSES OF ACTION, CONTROVERSIES, LIABILITIES, FINES, LOSSES, COSTS AND EXPENSES (INCLUDING, BUT NOT LIMITED TO ATTORNEY'S FEES, EXPERT WITNESS EXPENSES AND LITIGATION EXPENSES) ARISING FROM OR RELATED TO SELLER'S PRODUCTS.

LIMITED 3 YEAR WARRANTY

PSI Power, INC. (hereafter SELLER) warrants that the product supplied shall conform to SELLER's specifications and shall be free from defects in design, material or workmanship for 3 years to the original BUYER. This warranty shall not be extended, transferred, assigned or varied except by a written instrument signed by SELLER and BUYER. Products that have been returned to SELLER during the warranty period and accompanied by a dated proof of purchase receipt, **with shipping and handling paid by the BUYER**, and found to be defective in design, material, or workmanship, in SELLER's sole discretion, may be repaired or replaced at SELLER's option and cost. All warranty claims hereunder are subject to approval by SELLER upon examination of the product. If the product is found not to be defective by SELLER, the product may be returned to BUYER at BUYER'S cost. Under no circumstances shall the SELLER be liable for any labor charged or travel time incurred in diagnosis for defects, removal, or reinstallation of this product or any other expenses. This warranty is void on any products that show evidence of misapplication, negligence, improper installation, abuse, lack of proper maintenance or alteration from its original design. IN THE EVENT THAT THE BUYER DOES NOT AGREE WITH THIS AGREEMENT, THE BUYER MAY PROMPTLY RETURN THIS PRODUCT, IN A NEW AND UNUSED CONDITION, IN THE ORIGINAL PACKAGING, WITH A DATED PROOF OF PURCHASE, TO THE PLACE OF PURCHASE WITHIN (30) DAYS FROM THE DATE OF PURCHASE FOR A FULL REFUND. **THE INSTALLATION OF THIS PRODUCT INDICATES THAT THE BUYER HAS READ AND UNDERSTANDS THIS AGREEMENT AND ACCEPTS ITS TERMS AND CONDITIONS.**

TERMS AND CONDITIONS Effective 11/1/2022

