



**INSTALLATION
GUIDE**

Driving Performance. Innovating Solutions.

IV6870B MODULE

**8.7L IVECO/FPT
TIER IV B ENGINES**

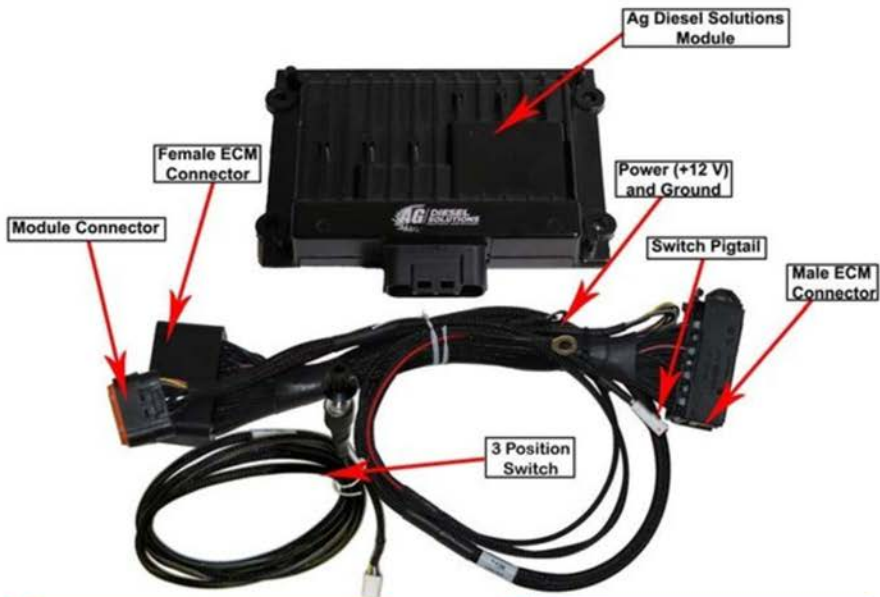


WWW.PSIPOWERPRODUCTS.COM

WWW.AGDIESELSOLUTIONS.COM



IV6870B Module



Position 1 - STOCK (counter clockwise)

Position 2 - LOW, up to 15% HP

Position 3 - HIGH, up to 30% HP

*Mechanical switch will override use of app settings

OR

Download the "Ag Diesel Connect" app on your Android or iOS devices using the QR code below, or by searching "Ag Diesel Connect" in the app store.



Module switch can be ran inside the cab for easy performance adjustment.

Module switch can be secured in engine bay if desired.

If switch is not installed, the module will default to Ag Diesel Connect app setting.

The Ag Diesel Connect app is set from the factory to the High position.

DISCLAIMER


NOT FOR USE IN CALIFORNIA

PSI Power recommends removing the module before any warranty work is performed on the piece of equipment the module is installed on.

MODULE DOES NOT BYPASS, DELETE, OR DEFEAT ANY EMISSIONS CONTROL SYSTEMS


If installation assistance is needed, PSI Power is not responsible for any cost associated with third party installation.

TECH SUPPORT
+1 (812) 618-9168



The plastic engine cover will need to be removed for access to the bottom ECM plug.

Step 1) Locate the ECM on the passenger side of the engine.



Bottom ECM Plug

Locking Lever

Step 2) Unplug the stock ECM harness by rotating the locking lever to release. The correct connector is located on the bottom of the ECM. Remove the harness from the ECM.




Step 3) Plug the male connector from the Ag Diesel Solutions module into the ECM.

Note: The locking lever on the module will slide in to lock the connector in place. The orientation is the same as the stock connector.



Step 4) Plug the stock male connector located on the engine harness into the female connector on the module harness. Gently push the connectors together while you rotate the locking lever to latch the connectors together.



Step 5) Route the red power wire to the alternator, +12 volt constant source. The black wire will connect to a good ground.



Step 6) Mount the module with the connector on the bottom side, as to reduce the chance of moisture from getting into the module harness. Keep away from excessive heat and moving parts.

Note: Zip tie onto the factory computer wire harness works well. Mounting the module as shown will help prevent moisture from collecting into the module connector

THIS IS A HIGH PERFORMANCE PRODUCT. USE AT YOUR OWN RISK.

Do not use this product until you have carefully read the following agreement. This sets forth the terms and conditions for the use of this product. The installation of this product indicates that the BUYER has read and understands this agreement and accepts its terms and conditions

DISCLAIMER OF WARRANTY AND LIMITATION OF LIABILITY

PSI Power, Inc and its successors, distributors, jobbers, and dealers (hereafter "SELLER") shall in no way be responsible for the product's proper use and service. It is the installer's responsibility to check for proper installation and if in doubt, contact the manufacturer. The SELLER assumes no liability regarding the improper installation or misapplication of its products. BUYER ACKNOWLEDGES IT HAS HAD THE OPPORTUNITY TO FULLY INSPECT THE PRODUCT. ACCORDINGLY, BUYER ACKNOWLEDGES THAT THE PRODUCT IS BEING SOLD IN "AS IS/WHERE IS" CONDITION AND WITH ALL FAULTS. EXCEPT AS OTHERWISE PROVIDED HEREIN, THERE ARE NO EXPRESS WARRANTIES WITH RESPECT TO THE GOODS, AND ALL IMPLIED WARRANTIES, INCLUDING BUT NOT LIMITED TO, IMPLIED WARRANTIES OF FITNESS FOR A PARTICULAR PURPOSE AND MERCHANTABILITY ARE LIKEWISE HEREBY EXPRESSLY AND FULLY DISCLAIMED. SELLER SHALL NOT BE HELD LIABLE FOR SPECIAL, INDIRECT, INCIDENTAL OR CONSEQUENTIAL DAMAGES OF ANY NATURE WITH RESPECT TO THE PRODUCTS (INCLUDING, WITHOUT LIMITATION, LOST PROFITS, LOST SALES, LOSS OF PRODUCTION, PROPERTY DAMAGE, PERSONAL INJURY OR LOSS OR DAMAGE RESULTING FROM INTERRUPTION OR FAILURE IN OPERATION OF THE PRODUCTS) AND BUYER HEREBY EXPRESSLY WAIVES AND DISCLAIMS ALL SUCH LIABILITY CLAIMS. THE BUYER ACKNOWLEDGES AND AGREES THAT THE DISCLAIMER OF LIABILITY CONTAINED HEREIN IS A MATERIAL TERM OF THE SALE OF THE PRODUCT AND, TO THE FULLEST EXTENT PERMITTED BY LAW, BUYER SHALL DEFEND, INDEMNIFY AND HOLD SELLER HARMLESS FROM ANY AND ALL CLAIMS, DEMANDS, CAUSES OF ACTION, CONTROVERSIES, LIABILITIES, FINES, LOSSES, COSTS AND EXPENSES (INCLUDING, BUT NOT LIMITED TO ATTORNEY'S FEES, EXPERT WITNESS EXPENSES AND LITIGATION EXPENSES) ARISING FROM OR RELATED TO SELLER'S PRODUCTS.

*****TERMS AND CONDITIONS CONTINUE ON NEXT PAGE*****

LIMITED 3 YEAR WARRANTY

PSI Power, INC. (hereafter SELLER) warrants that the product supplied shall conform to SELLER's specifications and shall be free from defects in design, material or workmanship for 3 years to the original BUYER.

This warranty shall not be extended, transferred, assigned or varied except by a written instrument signed by SELLER and BUYER. Products that have been returned to SELLER during the warranty period and accompanied by a dated proof of purchase receipt, with shipping and handling paid by the BUYER, and found to be defective in design, material, or workmanship, in SELLER's sole discretion, may be repaired or replaced at SELLER's option and cost. All warranty claims hereunder are subject to approval by SELLER upon examination of the product. If the product is found not to be defective by SELLER, the product may be returned to BUYER at BUYER'S cost. Under no circumstances shall the SELLER be liable for any labor charged or travel time incurred in diagnosis for defects, removal, or reinstallation of this product or any other expenses. This warranty is void on any products that show evidence of misapplication, negligence, improper installation, abuse, lack of proper maintenance or alteration from its original design. IN

THE EVENT THAT THE BUYER DOES NOT AGREE WITH THIS AGREEMENT, THE BUYER MAY PROMPTLY RETURN THIS PRODUCT, IN A NEW AND UNUSED CONDITION, IN THE ORIGINAL PACKAGING, WITH A DATED PROOF OF PURCHASE, TO THE PLACE OF PURCHASE WITHIN (30) DAYS FROM THE DATE OF PURCHASE FOR A FULL REFUND. THE INSTALLATION OF THIS PRODUCT INDICATES THAT THE BUYER HAS READ AND UNDERSTANDS THIS AGREEMENT AND ACCEPTS ITS

TERMS AND CONDITIONS Effective 11/1/2022

For

TECH SUPPORT,

Please Call

+1 (812) 618-9168



- **UP TO 30% HORSEPOWER INCREASE**
- **UP TO 10%-20% IN FUEL SAVINGS**
- **NO FACTORY ECM FLASH**
- **FIELD TESTED & DYNO PROVEN**
- **PLUG & PLAY INSTALLATION**

PERFORMANCE ELECTRONICS FOR AGRICULTURE,
FORESTRY, CONSTRUCTION, TRUCKS, RVs, AND MORE!



WWW.PSIPOWERPRODUCTS.COM

WWW.AGDIESELSOLUTIONS.COM

