



INSTALLATION
GUIDE

Driving Performance. Innovating Solutions.

JD2684F MODULE


**JOHN DEERE 6.8L
TIER IV & TIER IV FINAL ENGINES**



WWW.PSIPOWERPRODUCTS.COM

WWW.AGDIESELSOLUTIONS.COM





Position 1 - STOCK (counter clockwise)

Position 2 - LOW, up to 15% HP

Position 3 - HIGH, up to 30% HP

***Mechanical switch will override
use of app settings**

OR

**Download the “Ag Diesel Connect”
app on your Android or iOS devices
using the QR code below, or by
searching “Ag Diesel Connect” in
the app store.**



Module switch can be ran inside the cab for easy performance adjustment.

Module will default to HIGH setting if switch is not connected.

Module switch can be secured in engine bay if desired.

DISCLAIMER

NOT FOR USE IN CALIFORNIA

PSI Power recommends removing the module before any warranty work is performed on the piece of equipment the module is installed on.

MODULE DOES NOT BYPASS, DELETE, OR DEFEAT ANY EMISSIONS CONTROL SYSTEMS


If installation assistance is needed, PSI Power is not responsible for any cost associated with third party installation.

For
TECH SUPPORT,
Please Call
+1 (812) 618-9168

Step 1) From the tractor cab looking forward, locate the fuel system on the right side of the engine. You will see the injector connector coming out of the side of the head. The MAP sensor connector is located next to the injector connector.



Step 2) Locate injector connector and MAP sensor connector as shown in the picture below.




Step 3) Unplug injector connector and MAP sensor connector.

Step 4) Plug male connector from module into MAP sensor and injector connector on the head.

Note: Make sure to push completely together until the connector snaps. Make sure locking clip is secure.


Step 5) Plug the male stock connectors to the Ag Diesel Solutions female connectors.



Step 6) Connect the Black wire with Ring Terminal to a good engine ground


Step 7) Connect Red wire with ring terminal to a 12V constant source (ie alternator)

Note: Route Power and Ground Wires around back of engine over to Starter to find Power and Ground. From the tractor cab looking forward, the starter is located on the left side of the engine.



Starter

Step 8) Plug the harness into the module and mount with the module connector facing down to prevent moisture buildup. Mounting location should be away from excessive heat and moving components. Note: If possible zip tie the module to the factory wire harness.



For
TECH SUPPORT,
Please Call
+1 (812) 618-9168

THIS IS A HIGH PERFORMANCE PRODUCT. USE AT YOUR OWN RISK.

Do not use this product until you have carefully read the following agreement. This sets forth the terms and conditions for the use of this product. The installation of this product indicates that the BUYER has read and understands this agreement and accepts its terms and conditions

DISCLAIMER OF WARRANTY AND LIMITATION OF LIABILITY

PSI Power, Inc and its successors, distributors, jobbers, and dealers (hereafter "SELLER") shall in no way be responsible for the product's proper use and service. It is the installer's responsibility to check for proper installation and if in doubt, contact the manufacturer. The SELLER assumes no liability regarding the improper installation or misapplication of its products. BUYER ACKNOWLEDGES IT HAS HAD THE OPPORTUNITY TO FULLY INSPECT THE PRODUCT. ACCORDINGLY, BUYER ACKNOWLEDGES THAT THE PRODUCT IS BEING SOLD IN "AS IS/WHERE IS" CONDITION AND WITH ALL FAULTS. EXCEPT AS OTHERWISE PROVIDED HEREIN, THERE ARE NO EXPRESS WARRANTIES WITH RESPECT TO THE GOODS, AND ALL IMPLIED WARRANTIES, INCLUDING BUT NOT LIMITED TO, IMPLIED WARRANTIES OF FITNESS FOR A PARTICULAR PURPOSE AND MERCHANTABILITY ARE LIKEWISE HEREBY EXPRESSLY AND FULLY DISCLAIMED. SELLER SHALL NOT BE HELD LIABLE FOR SPECIAL, INDIRECT, INCIDENTAL OR CONSEQUENTIAL DAMAGES OF ANY NATURE WITH RESPECT TO THE PRODUCTS (INCLUDING, WITHOUT LIMITATION, LOST PROFITS, LOST SALES, LOSS OF PRODUCTION, PROPERTY DAMAGE, PERSONAL INJURY OR LOSS OR DAMAGE RESULTING FROM INTERRUPTION OR FAILURE IN OPERATION OF THE PRODUCTS) AND BUYER HEREBY EXPRESSLY WAIVES AND DISCLAIMS ALL SUCH LIABILITY CLAIMS. THE BUYER ACKNOWLEDGES AND AGREES THAT THE DISCLAIMER OF LIABILITY CONTAINED HEREIN IS A MATERIAL TERM OF THE SALE OF THE PRODUCT AND, TO THE FULLEST EXTENT PERMITTED BY LAW, BUYER SHALL DEFEND, INDEMNIFY AND HOLD SELLER HARMLESS FROM ANY AND ALL CLAIMS, DEMANDS, CAUSES OF ACTION, CONTROVERSIES, LIABILITIES, FINES, LOSSES, COSTS AND EXPENSES (INCLUDING, BUT NOT LIMITED TO ATTORNEY'S FEES, EXPERT WITNESS EXPENSES AND LITIGATION EXPENSES) ARISING FROM OR RELATED TO

SELLER'S PRODUCTS. LIMITED 3 YEAR WARRANTY

PSI Power, INC. (hereafter SELLER) warrants that the product supplied shall conform to SELLER's specifications and shall be free from defects in design, material or workmanship for 3 years to the original BUYER. This warranty shall not be extended, transferred, assigned or varied except by a written instrument signed by SELLER and BUYER. Products that have been returned to SELLER during the warranty period and accompanied by a dated proof of purchase receipt, **with shipping and handling paid by the BUYER**, and found to be defective in design, material, or workmanship, in SELLER's sole discretion, may be repaired or replaced at SELLER's option and cost. All warranty claims hereunder are subject to approval by SELLER upon examination of the product. If the product is found not to be defective by SELLER, the product may be returned to BUYER at BUYERS cost. Under no circumstances shall the SELLER be liable for any labor charged or travel time incurred in diagnosis for defects, removal, or reinstallation of this product or any other expenses. This warranty is void on any products that show evidence of misapplication, negligence, improper installation, abuse, lack of proper maintenance or alteration from its original design. IN

THE EVENT THAT THE BUYER DOES NOT AGREE WITH THIS AGREEMENT, THE BUYER MAY PROMPTLY RETURN THIS PRODUCT, IN A NEW AND UNUSED CONDITION, IN THE ORIGINAL PACKAGING, WITH A DATED PROOF OF PURCHASE, TO THE PLACE OF PURCHASE WITHIN (30) DAYS FROM THE DATE OF PURCHASE FOR A FULL REFUND. **THE INSTALLATION OF THIS PRODUCT INDICATES THAT THE BUYER HAS READ AND UNDERSTANDS THIS AGREEMENT AND ACCEPTS ITS TERMS AND CONDITIONS.**

TERMS AND CONDITIONS Effective 11/1/2022



- **UP TO 30% HORSEPOWER INCREASE**
- **UP TO 10%-20% IN FUEL SAVINGS**
- **NO FACTORY ECM FLASH**
- **FIELD TESTED & DYNO PROVEN**
- **PLUG & PLAY INSTALLATION**

PERFORMANCE ELECTRONICS FOR AGRICULTURE,
FORESTRY, CONSTRUCTION, TRUCKs, RVs, AND MORE!



**DIESEL
SOLUTIONS**
FARM SMART. FARM EFFICIENT.



**7th Transmission
Edition**

WWW.PSIPOWERPRODUCTS.COM

WWW.AGDIESELSOLUTIONS.COM

