

INSTALLATION  
GUIDE

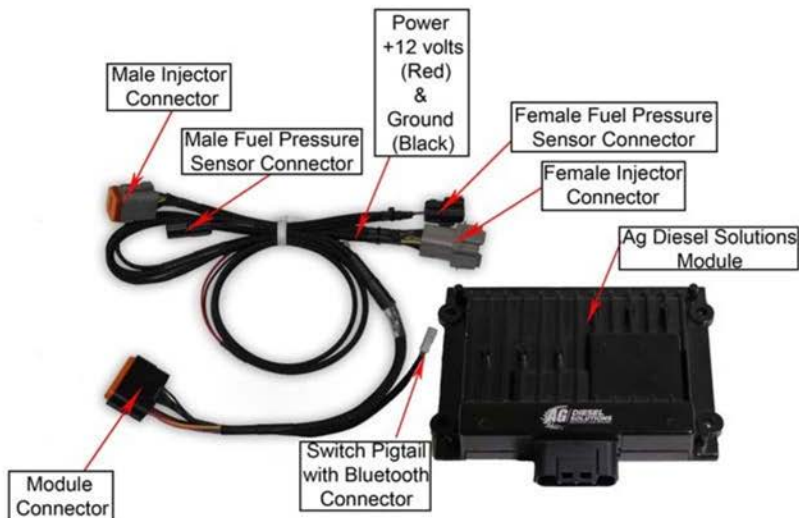
**AG** DIESEL  
SOLUTIONS  
ENGINEERED BY **PSI POWER**

**JD2810 MODULE**

**8.1L JOHN DEERE TIER II ENGINES**



# JD2810 Module



Module will default to the APP setting if switch is not connected.

### Switch Positions:

- \*STOCK
- \*LOW, up to 15% HP
- \*HIGH, up to 30% HP

Mechanical switch will override use of app settings

OR



Scan to download or search Ag Diesel Connect on the App Store or Google Play Store



Module switch can be ran inside the cab for easy performance adjustment.  
Module switch can be secured in engine bay if desired.

**\*DISCLAIMER\***

**\*NOT FOR USE IN CALIFORNIA\***

\*MODULE DOES NOT BYPASS, DELETE, OR DEFEAT ANY EMMISIONS CONTROL SYSTEMS\*  
If installation assistance is needed, PSI Power is not responsible for any cost associated with third party installation.

**TECH SUPPORT  
(812) 618-9168**




**Step 1)** Locate the injector connector on the side of the engine head.



**Step 2)** Unplug the stock injector connector from the engine head. Squeeze the release tabs on each side together to remove the connector.



**Step 3)** Plug the male injector connector from the module into the stock female connector on the engine head.




**Step 4)** Plug the stock male injector harness that was removed in Step 2 to the female injector connector from the Ag Diesel Solutions module.



**Step 5)** Locate the fuel pressure sensor connector and unplug. It is connected to the bottom side of the fuel rail.



**Step 6)** Plug the male fuel pressure sensor connector removed in Step 5 to the female connector on the module harness. Plug the male fuel pressure sensor connector from the module harness into the stock fuel pressure sensor located on the common fuel rail.



**Step 7)** Route the red and black wires with ring terminals toward the cab and connect the red wire to constant +12 volts at the alternator. Connect the black wire to ground.



**Step 8)** Mount the module with the connector on the bottom side, as to reduce the chance of moisture from getting into the module harness. Keep away from excessive heat and moving parts.

**Note:** Zip tie onto the factory computer wire harness works well. Mounting the module as shown will help prevent moisture from collecting into the module connector.

## **THIS IS A HIGH PERFORMANCE PRODUCT. USE AT YOUR OWN RISK.**

Do not use this product until you have carefully read the following agreement. This sets forth the terms and conditions for the use of this product. The installation of this product indicates that the BUYER has read and understands this agreement and accepts its terms and conditions

### **DISCLAIMER OF WARRANTY AND LIMITATION OF LIABILITY**

PSI Power, Inc and its successors, distributors, jobbers, and dealers (hereafter "SELLER") shall in no way be responsible for the product's proper use and service. It is the installer's responsibility to check for proper installation and if in doubt, contact the manufacturer. The SELLER assumes no liability regarding the improper installation or misapplication of its products. BUYER ACKNOWLEDGES IT HAS HAD THE OPPORTUNITY TO FULLY INSPECT THE PRODUCT. ACCORDINGLY, BUYER ACKNOWLEDGES THAT THE PRODUCT IS BEING SOLD IN "AS IS/WHERE IS" CONDITION AND WITH ALL FAULTS. EXCEPT AS OTHERWISE PROVIDED HEREIN, THERE ARE NO EXPRESS WARRANTIES WITH RESPECT TO THE GOODS, AND ALL IMPLIED WARRANTIES, INCLUDING BUT NOT LIMITED TO, IMPLIED WARRANTIES OF FITNESS FOR A PARTICULAR PURPOSE AND MERCHANTABILITY ARE LIKEWISE HEREBY EXPRESSLY AND FULLY DISCLAIMED. SELLER SHALL NOT BE HELD LIABLE FOR SPECIAL, INDIRECT, INCIDENTAL OR CONSEQUENTIAL DAMAGES OF ANY NATURE WITH RESPECT TO THE PRODUCTS (INCLUDING, WITHOUT LIMITATION, LOST PROFITS, LOST SALES, LOSS OF PRODUCTION, PROPERTY DAMAGE, PERSONAL INJURY OR LOSS OR DAMAGE RESULTING FROM INTERRUPTION OR FAILURE IN OPERATION OF THE PRODUCTS) AND BUYER HEREBY EXPRESSLY WAIVES AND DISCLAIMS ALL SUCH LIABILITY CLAIMS. THE BUYER ACKNOWLEDGES AND AGREES THAT THE DISCLAIMER OF LIABILITY CONTAINED HEREIN IS A MATERIAL TERM OF THE SALE OF THE PRODUCT AND, TO THE FULLEST EXTENT PERMITTED BY LAW, BUYER SHALL DEFEND, INDEMNIFY AND HOLD SELLER HARMLESS FROM ANY AND ALL CLAIMS, DEMANDS, CAUSES OF ACTION, CONTROVERSIES, LIABILITIES, FINES, LOSSES, COSTS AND EXPENSES (INCLUDING, BUT NOT LIMITED TO ATTORNEY'S FEES, EXPERT WITNESS EXPENSES AND LITIGATION EXPENSES) ARISING FROM OR RELATED TO SELLER'S PRODUCTS.

### **LIMITED 3 YEAR WARRANTY**

PSI Power, INC. (hereafter SELLER) warrants that the product supplied shall conform to SELLER's specifications and shall be free from defects in design, material or workmanship for 3 years to the original BUYER. This warranty shall not be extended, transferred, assigned or varied except by a written instrument signed by SELLER and BUYER. Products that have been returned to SELLER during the warranty period and accompanied by a dated proof of purchase receipt, **with shipping and handling paid by the BUYER**, and found to be defective in design, material, or workmanship, in SELLER's sole discretion, may be repaired or replaced at SELLER's option and cost. All warranty claims hereunder are subject to approval by SELLER upon examination of the product. If the product is found not to be defective by SELLER, the product may be returned to BUYER at BUYER'S cost. Under no circumstances shall the SELLER be liable for any labor charged or travel time incurred in diagnosis for defects, removal, or reinstallation of this product or any other expenses. This warranty is void on any products that show evidence of misapplication, negligence, improper installation, abuse, lack of proper maintenance or alteration from its original design. IN THE EVENT THAT THE BUYER DOES NOT AGREE WITH THIS AGREEMENT, THE BUYER MAY PROMPTLY RETURN THIS PRODUCT, IN A NEW AND UNUSED CONDITION, IN THE ORIGINAL PACKAGING, WITH A DATED PROOF OF PURCHASE, TO THE PLACE OF PURCHASE WITHIN (30) DAYS FROM THE DATE OF PURCHASE FOR A FULL REFUND. **THE INSTALLATION OF THIS PRODUCT INDICATES THAT THE BUYER HAS READ AND UNDERSTANDS THIS AGREEMENT AND ACCEPTS ITS TERMS AND CONDITIONS.**

***TERMS AND CONDITIONS Effective 11/1/2022***



**AG** DIESEL  
SOLUTIONS  
ENGINEERED BY **PSI POWER**

The logo features the letters 'AG' in a large, bold, red font with a white outline, positioned on the left. To its right, the words 'DIESEL SOLUTIONS' are written in a bold, black, sans-serif font with a white outline. Below this, the phrase 'ENGINEERED BY' is in a smaller, black, sans-serif font with a white outline, followed by 'PSI POWER' in a bold, black, sans-serif font with a white outline. The 'PSI' part of 'PSI POWER' is in red. The entire logo is set against a blue background. A stylized, white, gear-like graphic is positioned behind the 'AG' and extends to the left.