



**INSTALLATION
GUIDE**

Driving Performance. Innovating Solutions.

JD2905 MODULE

**9.0L JOHN DEERE
TIER IV FINAL ENGINES**

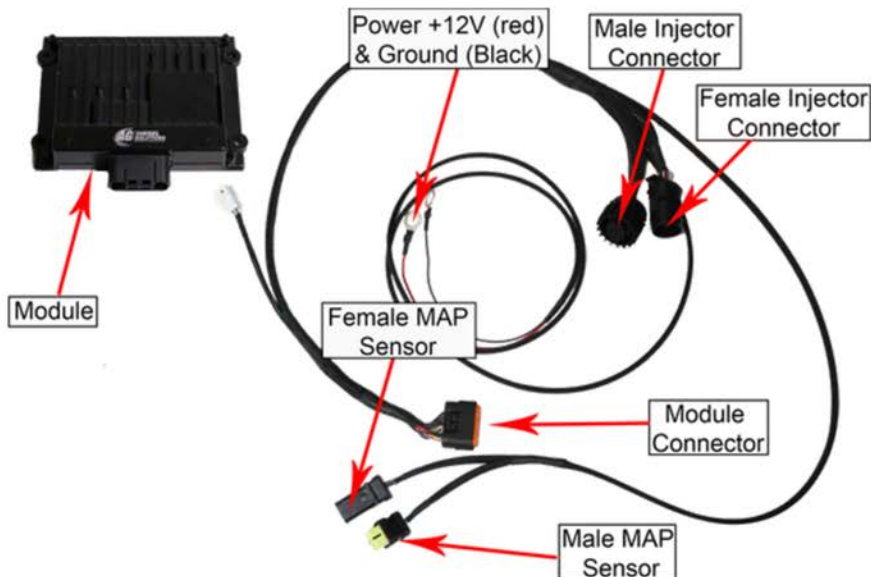


WWW.PSIPOWERPRODUCTS.COM

WWW.AGDIESELSOLUTIONS.COM



JD2905 Module



Position 1 - STOCK (counter clockwise)

Position 2 - LOW, up to 15% HP

Position 3 - HIGH, up to 30% HP

*Mechanical switch will override use of app settings

OR

Download the "Ag Diesel Connect" app on your Android or iOS devices using the QR code below, or by searching "Ag Diesel Connect" in the app store.



Module switch can be ran inside the cab for easy performance adjustment.

Module switch can be secured in engine bay if desired.

If switch is not installed, the module will default to Ag Diesel Connect app setting.

The Ag Diesel Connect app is set from the factory to the High position.

DISCLAIMER

NOT FOR USE IN CALIFORNIA

PSI Power recommends removing the module before any warranty work is performed on the piece of equipment the module is installed on.


MODULE DOES NOT BYPASS, DELETE, OR DEFEAT ANY EMISSIONS CONTROL SYSTEMS

If installation assistance is needed, PSI Power is not responsible for any cost associated with third party installation.

TECH SUPPORT
+1 (812) 618-9168



Step 1) From the tractor cab looking forward, remove cover blocking access to the fuel injector connector on the right side.




Step 2) Locate the injector connector near the top of the engine, behind the boost tube.



Step 3) Unplug the injector connector by twisting the cam lock counter clockwise. Install module male connector into factory injector connector.



Step 4) Plug the factory male connector into female module injector connector.



Step 5) Locate the MAP sensor on the top center of the engine.



Step 6) Plug male module MAP sensor connector into factory MAP sensor. Plug female module MAP sensor connector into factory male MAP sensor connector.

Note: Make sure to push completely together until the connector snaps.

Step 7) Route power and ground wires with ring terminals to starter or other constant 12v source and good clean ground.

Step 8) Connect black wire with ring terminal to a good clean ground.



Step 9) Connect red wire with ring terminal to a 12v constant source.



Step 10) Plug the harness into the module. Mount the module with supplied zip ties away from any excessive heat or moving parts.

Note: Zip tie the module to the factor wire harness. Mounting the module with the switch connector down will help prevent moisture from collecting into the module connector.

THIS IS A HIGH PERFORMANCE PRODUCT. USE AT YOUR OWN RISK.

Do not use this product until you have carefully read the following agreement. This sets forth the terms and conditions for the use of this product. The installation of this product indicates that the BUYER has read and understands this agreement and accepts its terms and conditions

DISCLAIMER OF WARRANTY AND LIMITATION OF LIABILITY

PSI Power, Inc and its successors, distributors, jobbers, and dealers (hereafter "SELLER") shall in no way be responsible for the product's proper use and service. It is the installer's responsibility to check for proper installation and if in doubt, contact the manufacturer. The SELLER assumes no liability regarding the improper installation or misapplication of its products. BUYER ACKNOWLEDGES IT HAS HAD THE OPPORTUNITY TO FULLY INSPECT THE PRODUCT. ACCORDINGLY, BUYER ACKNOWLEDGES THAT THE PRODUCT IS BEING SOLD IN "AS IS/WHERE IS" CONDITION AND WITH ALL FAULTS. EXCEPT AS OTHERWISE PROVIDED HEREIN, THERE ARE NO EXPRESS WARRANTIES WITH RESPECT TO THE GOODS, AND ALL IMPLIED WARRANTIES, INCLUDING BUT NOT LIMITED TO, IMPLIED WARRANTIES OF FITNESS FOR A PARTICULAR PURPOSE AND MERCHANTABILITY ARE LIKEWISE HEREBY EXPRESSLY AND FULLY DISCLAIMED. SELLER SHALL NOT BE HELD LIABLE FOR SPECIAL, INDIRECT, INCIDENTAL OR CONSEQUENTIAL DAMAGES OF ANY NATURE WITH RESPECT TO THE PRODUCTS (INCLUDING, WITHOUT LIMITATION, LOST PROFITS, LOST SALES, LOSS OF PRODUCTION, PROPERTY DAMAGE, PERSONAL INJURY OR LOSS OR DAMAGE RESULTING FROM INTERRUPTION OR FAILURE IN OPERATION OF THE PRODUCTS) AND BUYER HEREBY EXPRESSLY WAIVES AND DISCLAIMS ALL SUCH LIABILITY CLAIMS. THE BUYER ACKNOWLEDGES AND AGREES THAT THE DISCLAIMER OF LIABILITY CONTAINED HEREIN IS A MATERIAL TERM OF THE SALE OF THE PRODUCT AND, TO THE FULLEST EXTENT PERMITTED BY LAW, BUYER SHALL DEFEND, INDEMNIFY AND HOLD SELLER HARMLESS FROM ANY AND ALL CLAIMS, DEMANDS, CAUSES OF ACTION, CONTROVERSIES, LIABILITIES, FINES, LOSSES, COSTS AND EXPENSES (INCLUDING, BUT NOT LIMITED TO ATTORNEY'S FEES, EXPERT WITNESS EXPENSES AND LITIGATION EXPENSES) ARISING FROM OR RELATED TO SELLER'S PRODUCTS.

LIMITED 3 YEAR WARRANTY

PSI Power, INC. (hereafter SELLER) warrants that the product supplied shall conform to SELLER's specifications and shall be free from defects in design, material or workmanship for 3 years to the original BUYER. This warranty shall not be extended, transferred, assigned or varied except by a written instrument signed by SELLER and BUYER. Products that have been returned to SELLER during the warranty period and accompanied by a dated proof of purchase receipt, **with shipping and handling paid by the BUYER**, and found to be defective in design, material, or workmanship, in SELLER's sole discretion, may be repaired or replaced at SELLER's option and cost. All warranty claims hereunder are subject to approval by SELLER upon examination of the product. If the product is found not to be defective by SELLER, the product may be returned to BUYER at BUYER'S cost. Under no circumstances shall the SELLER be liable for any labor charged or travel time incurred in diagnosis for defects, removal, or reinstallation of this product or any other expenses. This warranty is void on any products that show evidence of misapplication, negligence, improper installation, abuse, lack of proper maintenance or alteration from its original design. IN THE EVENT THAT THE BUYER DOES NOT AGREE WITH THIS AGREEMENT, THE BUYER MAY PROMPTLY RETURN THIS PRODUCT, IN A NEW AND UNUSED CONDITION, IN THE ORIGINAL PACKAGING, WITH A DATED PROOF OF PURCHASE, TO THE PLACE OF PURCHASE WITHIN (30) DAYS FROM THE DATE OF PURCHASE FOR A FULL REFUND. **THE INSTALLATION OF THIS PRODUCT INDICATES THAT THE BUYER HAS READ AND UNDERSTANDS THIS AGREEMENT AND ACCEPTS ITS TERMS AND CONDITIONS.**

TERMS AND CONDITIONS Effective 11/1/2022



- **UP TO 30% HORSEPOWER INCREASE**
- **UP TO 10%-20% IN FUEL SAVINGS**
- **NO FACTORY ECM FLASH**
- **FIELD TESTED & DYNO PROVEN**
- **PLUG & PLAY INSTALLATION**

PERFORMANCE ELECTRONICS FOR AGRICULTURE,
FORESTRY, CONSTRUCTION, TRUCKS, RVs, AND MORE!



WWW.PSIPOWERPRODUCTS.COM

WWW.AGDIESELSOLUTIONS.COM

