

INSTALLATION  
GUIDE

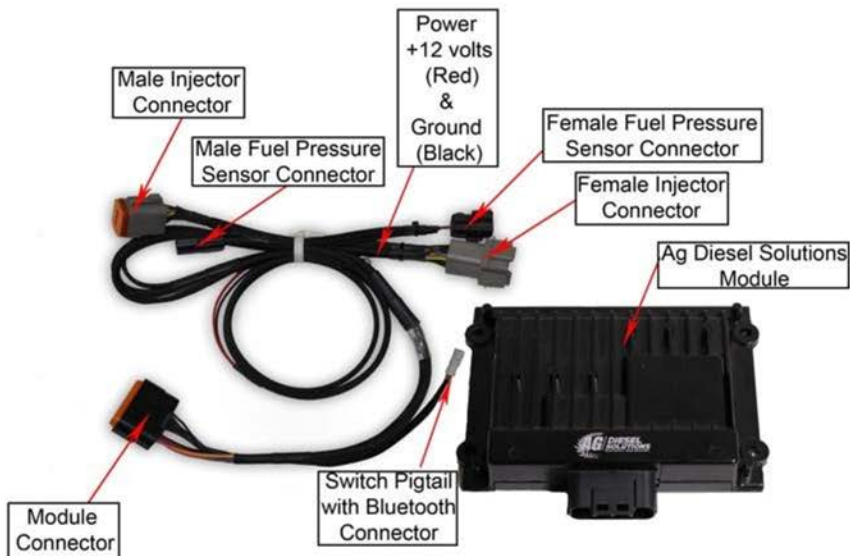
**AG** DIESEL  
SOLUTIONS  
ENGINEERED BY **PSIPOWER**

JDC2683 MODULE

6.8L JOHN DEERE TIER III ENGINES



# JDC2683 Module



Module will default to the APP setting if switch is not connected.

### Switch Positions:


- \*STOCK
- \*LOW, up to 15% HP
- \*HIGH, up to 30% HP

Mechanical switch will override use of app settings

OR



Scan to download or search Ag Diesel Connect on the App Store or Google Play Store



Module switch can be ran inside the cab for easy performance adjustment.  
Module switch can be secured in engine bay if desired.

**\*DISCLAIMER\***

**\*NOT FOR USE IN CALIFORNIA\***

\*MODULE DOES NOT BYPASS, DELETE, OR DEFEAT ANY EMMISIONS CONTROL SYSTEMS\*  
If installation assistance is needed, PSI Power is not responsible for any cost associated with third party installation.

**TECH SUPPORT  
(812) 618-9168**



**Step 1)** Locate the Injector Connector on the side of the engine. Agricultural and Construction applications have different connector locations as seen below.



**Step 2)** Unplug the stock injector connector from the engine head. Squeeze the release tabs on each side together to remove the connector.



**Step 3)** Plug the male injector connector from the Ag Diesel Solutions module harness into the stock female connector on the engine.



**Step 4)** Plug the factory male injector connector from the engine harness that was removed in Step 2, to the female injector connector from the Ag Diesel Solutions module harness.




**Step 5)** Locate the fuel rail sensor and unplug it. It is connected to the bottom side of the common fuel rail on the opposite side of the engine as the injector connector.

**Step 6)** Plug the male fuel rail sensor connector removed in step 5 to the male connector on the Ag Diesel Solutions module harness. Plug the male fuel rail sensor connector from the Ag Diesel Solutions module harness into the stock fuel rail sensor located on the common fuel rail.

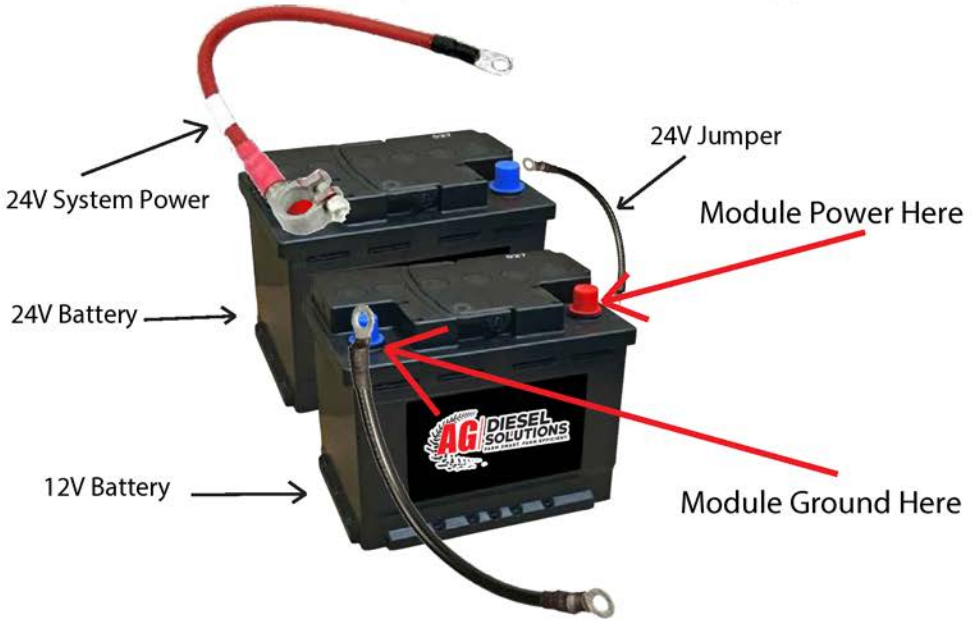


**Alternator +12 volts**



**Step 7)** FOR +12V Agricultural Applications: Route the red power wire with the ring terminal to the alternator. Connect the red wire to +12 volts. Route the black wire with the ring terminal to ground.

\*\*\*For 24V Series Power Systems on Construction Applications\*\*\*



Module power and ground must be hooked to the 12V side of a 24V series power system for the module to function properly. Module ground lead needs to be hooked to the system ground which will be the battery with its ground strap connected to the frame of the machine NOT the jumper running between batteries. The module power lead needs to be hooked up to the positive terminal WITH the jumper (on same battery), NOT the 24V System power terminal. Please see illustration above.

## **THIS IS A HIGH PERFORMANCE PRODUCT. USE AT YOUR OWN RISK.**

Do not use this product until you have carefully read the following agreement. This sets forth the terms and conditions for the use of this product. The installation of this product indicates that the BUYER has read and understands this agreement and accepts its terms and conditions

### **DISCLAIMER OF WARRANTY AND LIMITATION OF LIABILITY**

PSI Power, Inc and its successors, distributors, jobbers, and dealers (hereafter "SELLER") shall in no way be responsible for the product's proper use and service. It is the installer's responsibility to check for proper installation and if in doubt, contact the manufacturer. The SELLER assumes no liability regarding the improper installation or misapplication of its products. BUYER ACKNOWLEDGES IT HAS HAD THE OPPORTUNITY TO FULLY INSPECT THE PRODUCT. ACCORDINGLY, BUYER ACKNOWLEDGES THAT THE PRODUCT IS BEING SOLD IN "AS IS/WHERE IS" CONDITION AND WITH ALL FAULTS. EXCEPT AS OTHERWISE PROVIDED HEREIN, THERE ARE NO EXPRESS WARRANTIES WITH RESPECT TO THE GOODS, AND ALL IMPLIED WARRANTIES, INCLUDING BUT NOT LIMITED TO, IMPLIED WARRANTIES OF FITNESS FOR A PARTICULAR PURPOSE AND MERCHANTABILITY ARE LIKEWISE HEREBY EXPRESSLY AND FULLY DISCLAIMED. SELLER SHALL NOT BE HELD LIABLE FOR SPECIAL, INDIRECT, INCIDENTAL OR CONSEQUENTIAL DAMAGES OF ANY NATURE WITH RESPECT TO THE PRODUCTS (INCLUDING, WITHOUT LIMITATION, LOST PROFITS, LOST SALES, LOSS OF PRODUCTION, PROPERTY DAMAGE, PERSONAL INJURY OR LOSS OR DAMAGE RESULTING FROM INTERRUPTION OR FAILURE IN OPERATION OF THE PRODUCTS) AND BUYER HEREBY EXPRESSLY WAIVES AND DISCLAIMS ALL SUCH LIABILITY CLAIMS. THE BUYER ACKNOWLEDGES AND AGREES THAT THE DISCLAIMER OF LIABILITY CONTAINED HEREIN IS A MATERIAL TERM OF THE SALE OF THE PRODUCT AND, TO THE FULLEST EXTENT PERMITTED BY LAW, BUYER SHALL DEFEND, INDEMNIFY AND HOLD SELLER HARMLESS FROM ANY AND ALL CLAIMS, DEMANDS, CAUSES OF ACTION, CONTROVERSIES, LIABILITIES, FINES, LOSSES, COSTS AND EXPENSES (INCLUDING, BUT NOT LIMITED TO ATTORNEY'S FEES, EXPERT WITNESS EXPENSES AND LITIGATION EXPENSES) ARISING FROM OR RELATED TO SELLER'S PRODUCTS.

### **LIMITED 3 YEAR WARRANTY**

PSI Power, INC. (hereafter SELLER) warrants that the product supplied shall conform to SELLER's specifications and shall be free from defects in design, material or workmanship for 3 years to the original BUYER. This warranty shall not be extended, transferred, assigned or varied except by a written instrument signed by SELLER and BUYER. Products that have been returned to SELLER during the warranty period and accompanied by a dated proof of purchase receipt, **with shipping and handling paid by the BUYER**, and found to be defective in design, material, or workmanship, in SELLER's sole discretion, may be repaired or replaced at SELLER's option and cost. All warranty claims hereunder are subject to approval by SELLER upon examination of the product. If the product is found not to be defective by SELLER, the product may be returned to BUYER at BUYER'S cost. Under no circumstances shall the SELLER be liable for any labor charged or travel time incurred in diagnosis for defects, removal, or reinstallation of this product or any other expenses. This warranty is void on any products that show evidence of misapplication, negligence, improper installation, abuse, lack of proper maintenance or alteration from its original design. IN THE EVENT THAT THE BUYER DOES NOT AGREE WITH THIS AGREEMENT, THE BUYER MAY PROMPTLY RETURN THIS PRODUCT, IN A NEW AND UNUSED CONDITION, IN THE ORIGINAL PACKAGING, WITH A DATED PROOF OF PURCHASE, TO THE PLACE OF PURCHASE WITHIN (30) DAYS FROM THE DATE OF PURCHASE FOR A FULL REFUND. **THE INSTALLATION OF THIS PRODUCT INDICATES THAT THE BUYER HAS READ AND UNDERSTANDS THIS AGREEMENT AND ACCEPTS ITS TERMS AND CONDITIONS.**

***TERMS AND CONDITIONS Effective 11/1/2022***

