



**INSTALLATION
GUIDE**

Driving Performance. Innovating Solutions.

MANV1224 MODULE

MAN 24.2L V12 ENGINES



WWW.PSIPOWERPRODUCTS.COM

WWW.AGDIESELSOLUTIONS.COM




Module
Connector

ECM Connectors
(male and female,
connect to the same
ECM)

ECM Connectors
(male and female,
connect to the same
ECM)



MAP
Sensor
Connectors



Position 1 - STOCK (counter clockwise)
Position 2 - LOW, up to 15% HP
Position 3 - HIGH, up to 30% HP



DISCLAIMER

NOT FOR USE IN CALIFORNIA


PSI Power recommends removing the module before any warranty work is performed on the piece of equipment the module is installed on.

MODULE DOES NOT BYPASS, DELETE, OR DEFEAT ANY EMISSIONS CONTROL SYSTEMS


If installation assistance is needed, PSI Power is not responsible for any cost associated with third party installation.

For
TECH SUPPORT,
Please Call


+1 (812) 618-9168




Step 1) Locate the ECM's on top of the engine.



Step 2) Rotate the locking levers and disconnect the 2 sets of smaller plugs on BOTH ECM #1 and ECM #2 (2 plugs on ECM #1 and 2 plugs on ECM #2). The "Front" ECM Connector (shown below) is only removed to allow access to the "Back" ECM Connector. The "Front" ECM Connector will reconnect directly to the stock ECM on both ECM's in Step 4.



Step 3) The female plug from the Module Harness will connect to the male ECM plug that was disconnected in Step 2. Perform this procedure on Both ECM #1 and ECM #2. **Note: Either set of ECM connectors from the module can connect to either ECM on the engine.**



Step 4) Plug the Male connector from the module into the 16 pin ECM port as shown below. Also reconnect the Front ECM Connector that was removed in Step 2. ****Perform this procedure for Both ECM #1 and ECM #2.**




Step 5) Locate the MAP Sensor mounted on the air intake. Disconnect the stock plug from the sensor. Press the release tab on the stock plug to disconnect.



Step 6) Disconnect the stock MAP sensor and plug Male connector from module into the stock MAP sensor. Plug the Female connector from the module into the stock MAP sensor wiring harness.



Step 7) Connect the Black wire with Ring Terminal to a good Chassis ground. Connect the Red wire with Ring Terminal to a constant +12 volt source. (the alternator is recommended)



Step 8) Mount the module using the supplied wire ties. **Note:** Secure it away from any excessive heat or moving parts. Attach it to any existing stock wiring.

THIS IS A HIGH PERFORMANCE PRODUCT. USE AT YOUR OWN RISK.

Do not use this product until you have carefully read the following agreement. This sets forth the terms and conditions for the use of this product. The installation of this product indicates that the BUYER has read and understands this agreement and accepts its terms and conditions

DISCLAIMER OF WARRANTY AND LIMITATION OF LIABILITY

PSI Power, Inc and its successors, distributors, jobbers, and dealers (hereafter "SELLER") shall in no way be responsible for the product's proper use and service. It is the installer's responsibility to check for proper installation and if in doubt, contact the manufacturer. The SELLER assumes no liability regarding the improper installation or misapplication of its products. BUYER ACKNOWLEDGES IT HAS HAD THE OPPORTUNITY TO FULLY INSPECT THE PRODUCT. ACCORDINGLY, BUYER ACKNOWLEDGES THAT THE PRODUCT IS BEING SOLD IN "AS IS/WHERE IS" CONDITION AND WITH ALL FAULTS. EXCEPT AS OTHERWISE PROVIDED HEREIN, THERE ARE NO EXPRESS WARRANTIES WITH RESPECT TO THE GOODS, AND ALL IMPLIED WARRANTIES, INCLUDING BUT NOT LIMITED TO, IMPLIED WARRANTIES OF FITNESS FOR A PARTICULAR PURPOSE AND MERCHANTABILITY ARE LIKEWISE HEREBY EXPRESSLY AND FULLY DISCLAIMED. SELLER SHALL NOT BE HELD LIABLE FOR SPECIAL, INDIRECT, INCIDENTAL OR CONSEQUENTIAL DAMAGES OF ANY NATURE WITH RESPECT TO THE PRODUCTS (INCLUDING, WITHOUT LIMITATION, LOST PROFITS, LOST SALES, LOSS OF PRODUCTION, PROPERTY DAMAGE, PERSONAL INJURY OR LOSS OR DAMAGE RESULTING FROM INTERRUPTION OR FAILURE IN OPERATION OF THE PRODUCTS) AND BUYER HEREBY EXPRESSLY WAIVES AND DISCLAIMS ALL SUCH LIABILITY CLAIMS. THE BUYER ACKNOWLEDGES AND AGREES THAT THE DISCLAIMER OF LIABILITY CONTAINED HEREIN IS A MATERIAL TERM OF THE SALE OF THE PRODUCT AND, TO THE FULLEST EXTENT PERMITTED BY LAW, BUYER SHALL DEFEND, INDEMNIFY AND HOLD SELLER HARMLESS FROM ANY AND ALL CLAIMS, DEMANDS, CAUSES OF ACTION, CONTROVERSIES, LIABILITIES, FINES, LOSSES, COSTS AND EXPENSES (INCLUDING, BUT NOT LIMITED TO ATTORNEY'S FEES, EXPERT WITNESS EXPENSES AND LITIGATION EXPENSES) ARISING FROM OR RELATED TO

SELLER'S PRODUCTS. LIMITED 3 YEAR WARRANTY

PSI Power, INC. (hereafter SELLER) warrants that the product supplied shall conform to SELLER's specifications and shall be free from defects in design, material or workmanship for 3 years to the original BUYER. This warranty shall not be extended, transferred, assigned or varied except by a written instrument signed by SELLER and BUYER. Products that have been returned to SELLER during the warranty period and accompanied by a dated proof of purchase receipt, **with shipping and handling paid by the BUYER**, and found to be defective in design, material, or workmanship, in SELLER's sole discretion, may be repaired or replaced at SELLER's option and cost. All warranty claims hereunder are subject to approval by SELLER upon examination of the product. If the product is found not to be defective by SELLER, the product may be returned to BUYER at BUYER'S cost. Under no circumstances shall the SELLER be liable for any labor charged or travel time incurred in diagnosis for defects, removal, or reinstallation of this product or any other expenses. This warranty is void on any products that show evidence of misapplication, negligence, improper installation, abuse, lack of proper maintenance or alteration from its original design. IN THE EVENT THAT THE BUYER DOES NOT AGREE WITH THIS AGREEMENT, THE BUYER MAY PROMPTLY RETURN THIS PRODUCT, IN A NEW AND UNUSED CONDITION, IN THE ORIGINAL PACKAGING, WITH A DATED PROOF OF PURCHASE, TO THE PLACE OF PURCHASE WITHIN (30) DAYS FROM THE DATE OF PURCHASE FOR A FULL REFUND. **THE INSTALLATION OF THIS PRODUCT INDICATES THAT THE BUYER HAS READ AND UNDERSTANDS THIS AGREEMENT AND ACCEPTS ITS TERMS AND CONDITIONS.**

TERMS AND CONDITIONS Effective 11/1/2022



- **UP TO 30% HORSEPOWER INCREASE**
- **UP TO 10%-20% IN FUEL SAVINGS**
- **NO FACTORY ECM FLASH**
- **FIELD TESTED & DYNO PROVEN**
- **PLUG & PLAY INSTALLATION**

PERFORMANCE ELECTRONICS FOR AGRICULTURE,
FORESTRY, CONSTRUCTION, TRUCKS, RVs, AND MORE!



WWW.PSIPOWERPRODUCTS.COM

WWW.AGDIESELSOLUTIONS.COM

